



(1)(a) STATEMENT SHOWING SHAREHOLDING PATTERN IN CLAUSE-35


NAME OF THE COMPANY: POWER FINANCE CORPORATION LIMITED			
SCRIP CODE:	532810	Name of the Scrip: PFC	
Class of Security:	EQUITY SHARES		
QUARTER ENDED:	31-Dec-10		
Partly paid-up shares:-	No. of partly paid-up shares	As a % of total no. of partly paid-up shares	As a % of total no. of shares of the Company.
Held by promoter/promoter group	0	0	0
Held by Public	0	0	0
Total:	0	0	0
Outstanding convertible securities:	No. of outstanding securities	As a % of total no. of outstanding convertible securities.	As a % of total no. of shares of the Company assuming full conversion of the convertible securities
Held by promoter/promoter group	0	0	0
Held by Public	0	0	0
Total:	0	0	0
Warrants:	No. of warrants	As a % of total no. of warrants	As a % of total no. of shares of the Company, assuming full conversion of warrants
Held by promoter/promoter group	0	0	0
Held by Public	0	0	0
Total:	0	0	0
Total paid-up capital of the Company, assuming full conversion of warrants and convertible securities	1147766700	0	100.00




CATEGORY CODE	CATEGORY OF SHAREHOLDER	NO OF SHAREHOLDERS	TOTAL NUMBER OF SHARES	NO OF SHARES HELD IN DEMATERIALIZED FORM	TOTAL SHAREHOLDING AS a % OF TOTAL NO OF SHARES		SHARES PLEDGED OR OTHERWISE ENCUMBERED	
					AS a PERCENTAGE of (A+B)	As a PERCENTAGE of (A+B+C)	NUMBER OF SHARES	AS a PERCENTAGE
(I)	(II)	(III)	(IV)	(V)	(VI)	(VII)	(VIII)	(IX)=(VIII)/(IV)*100
(A)	PROMOTER AND PROMOTER GROUP							
(1)	INDIAN							
(a)	Individual /HUF	1	700	0	0.00	0.00	0	0.00
(b)	Central Government/State Government(s)	1	1030449300	1030449300	89.78	89.78	0	0.00
(c)	Bodies Corporate	0	0	0	0.00	0.00	0	0.00
(d)	Financial Institutions / Banks	0	0	0	0.00	0.00	0	0.00
(e)	Others	0	0	0	0.00	0.00	0	0.00
	Sub-Total A(1) :	2	1030450000	1030449300	89.78	89.78	0	0.00
(2)	FOREIGN							
(a)	Individuals (NRIs/Foreign Individuals)	0	0	0	0.00	0.00	0	0.00
(b)	Bodies Corporate	0	0	0	0.00	0.00	0	0.00
(c)	Institutions	0	0	0	0.00	0.00	0	0.00
(d)	Others	0	0	0	0.00	0.00	0	0.00
	Sub-Total A(2) :	0	0	0	0.00	0.00	0	0.00
	Total Shareholding of Promoter and Promoter Group A=A(1)+A(2)	2	1030450000	1030449300	89.78	89.78	0	0.00
(B)	PUBLIC SHAREHOLDING						NA	NA
(1)	INSTITUTIONS						NA	NA



CATEGORY CODE	CATEGORY OF SHAREHOLDER	NO OF SHAREHOLDERS	TOTAL NUMBER OF SHARES	NO OF SHARES HELD IN DEMATERIALIZED FORM	TOTAL SHAREHOLDING AS a % OF TOTAL NO OF SHARES		SHARES PLEDGED OR OTHERWISE ENCUMBERED	
					AS a PERCENTAGE of (A+B)	As a PERCENTAGE of (A+B+C)	NUMBER OF SHARES	AS a PERCENTAGE
(I)	(II)	(III)	(IV)	(V)	(VI)	(VII)	(VIII)	(IX)=(VIII)/(IV)*100
(a)	Mutual Funds /UTI	86	24750094	24750094	2.16	2.16		
(b)	Financial Institutions /Banks	14	328167	328167	0.03	0.03		
(c)	Central Government / State Government(s)	0	0	0	0.00	0.00		
(d)	Venture Capital Funds	0	0	0	0.00	0.00		
(e)	Insurance Companies	5	10417013	10417013	0.91	0.91		
(f)	Foreign Institutional Investors	131	40303280	40303280	3.51	3.51		
(g)	Foreign Venture Capital Investors	0	0	0	0.00	0.00		
(h)	Others	0	0	0	0.00	0.00		
	Sub-Total B(1) :	236	75798554	75798554	6.60	6.60		
(2)	NON-INSTITUTIONS						NA	NA
(a)	Bodies Corporate	1135	23830084	23830084	2.08	2.08		
(b)	Individuals							
	(i) Individual shareholders holding nominal share capital upto Rs.1 lakh	146154	15660565	15652411	1.36	1.36		
	(ii) Individual shareholders holding nominal share capital in excess of Rs.1 lakh	44	1127449	1127449	0.10	0.10		
(c)	Others							
	NON RESIDENT INDIANS	1074	292789	292789	0.03	0.03		
	CLEARING MEMBERS	149	582306	582306	0.05	0.05		
	FOREIGN CORPORATE BODIES	0	0	0	0.00	0.00		
	FOREIGN NATIONALS	1	97	97	0.00	0.00		
	TRUSTS	22	24856	24856	0.00	0.00		




CATEGORY CODE	CATEGORY OF SHAREHOLDER	NO OF SHAREHOLDERS	TOTAL NUMBER OF SHARES	NO OF SHARES HELD IN DEMATERIALIZED FORM	TOTAL SHAREHOLDING AS a % OF TOTAL NO OF SHARES		SHARES PLEDGED OR OTHERWISE ENCUMBERED	
					AS a PERCENTAGE of (A+B)	As a PERCENTAGE of (A+B+C)	NUMBER OF SHARES	AS a PERCENTAGE
(I)	(II)	(III)	(IV)	(V)	(VI)	(VII)	(VIII)	(IX)=(VIII)/(IV)*100
	Sub-Total B(2) :	148579	41518146	41509992	3.62	3.62		
	Total Public Shareholding B=B(1)+B(2) :	148815	117316700	117308546	10.22	10.22	NA	NA
	Total (A+B) :	148817	1147766700	1147757846	100.00	100.00		
(C)	Shares held by custodians and against which Depository Receipts have been issued						NA	NA
(1)	Promoter and Promoter Group							
(2)	Public	0	0	0	0.00	0.00		
	GRAND TOTAL (A+B+C) :	148817	1147766700	1147757846	100.00	0.00	0	0.00




(I)(b) STATEMENT SHOWING SHAREHOLDING OF PERSONS BELONGING TO THE CATEGORY "PROMOTER AND PROMOTER GROUP"						
SLNO	NAME OF THE SHAREHOLDER	TOTAL SHARES HELD		SHARES PLEDGED OR OTHERWISE ENCUMBERED		
		NUMBER	AS a % OF GRAND TOTAL (A)+(B)+(C)	NUMBER	AS a PERCENTAGE	AS a % OF GRAND TOTAL (A)+(B)+ (C) of sub-clause (I)(a)
(I)	(II)	(III)	(IV)	(V)	(VI)=(V)/(III)*100	(VII)
1	President of India	1030449300	89.78	0	0.00	0.00
2	Shri Devender Singh	700	0.00			
	TOTAL :	1030450000	89.78	0	0.00	0.00




(I)(c) STATEMENT SHOWING SHAREHOLDING OF PERSONS BELONGING TO THE CATEGORY "PUBLIC" AND HOLDING > 1% OF THE TOTAL NUMER OF SHARES			
SLNO	NAME OF THE SHAREHOLDER	NO OF SHARES	SHARES AS A PERCENTAGE OF TOTAL NUMBER OF SHARES (i.e. GRAND TOTAL (A)+(B)+(C) indicated in Statement at para (I)(a) above)
1	NIL	0	0.00
TOTAL :		0	0.00



(I)(d)		STATEMENT SHOWING DETAILS OF LOCKED-IN SHARES"	
SLNO	NAME OF THE SHAREHOLDER	NO OF LOCKED- IN SHARES	LOCKED-IN SHARES AS A PERCENTAGE OF TOTAL NUMBER OF SHARES (i.e. GRAND TOTAL (A)+(B)+(C) indicated in Statement at para (I)(a) above}
1	NIL	0	0.00
TOTAL :		0	0.00



(II)(a) STATEMENT SHOWING DETAILS OF DEPOSITORY RECEIPTS (DRS)				
SLNO	TYPE OF OUTSTANDING DR (ADRs, GDRs, SDRs, etc.)	NUMBER OF OUTSTANDING DRs	NUMBER OF SHARES UNDERLYING OUTSTANDING DRs	SHARES UNDERLYING OUTSTANDING DRs AS A PERCENTAGE OF TOTAL NUMBER OF SHARES {i.e. GRAND TOTAL (A)+(B)+(C) indicated in Statement at para (I)(a) above}
1	NIL		0	0
	TOTAL :		0	0



(II)(b)		Statement showing Holding of Depository Receipts (DRs), where underlying shares held by "Promoter/Promoter group" are in excess of 1% of the total number shares.		
Sr.No.	Name of the DR Holder	Type of outstanding DR (ADRs,GDRs,SDRs,etc.)	Number of shares underlying outstanding DRs	Shares underlying outstanding DRs as a percentage of total number of shares {i.e., Grand Total (A)+(B)+(C) indicated in Statement at para(I)(a) above}
1	NIL	NIL	0	0
		TOTAL :	0	0

